



KGN ENTERPRISES LTD.

Manufacturers & Global Exporters of
All Grades of Castor Oil and Derivatives


Mfg. Unit: Block No.315, 316/1, 318, Kheda - Dholka Highway, Village Hariyala, Dist. Kheda, Gujarat - 387 411 - INDIA
Ph: +91 - 2694 - 224461, 291042/43 | Fax: 91 - 2694 - 224460 | E-mail: info@kgnenterprises.com | Website: www.kgnenterprises.com

KGN ENTERPRISES LIMITED

23, Vaswani Mansions, 4th Floor, Opp K.C.College, D.V.Road, Churchgate, Mumbai-400020

(Rs. in Lakhs)

Statement of Standalone for the Quarter Ended 31/03/2012.						
Particulars (Refer Notes Below)	3 months ended (31/03/2012) (Unaudited)	Preceding 3 months ended (31/12/2011) (Unaudited)	Corresponding 3 months ended (31/03/2011) in the previous year (Unaudited)	Year to date figures for current period ended (31/03/2012) (Unaudited)	Year to date figures for Previous year ended (31/03/2011) (Unaudited)	Previous year ended (31/03/2011) (Audited)
1 Income from Operations						
(a) Net sales/income from operations (Net of excise duty)	294.15	67.50	99.11	858.80	955.86	955.86
(b) Other operating income	0.56	25.50	2.67	97.50	7.71	7.69
Total income from operations (net)	294.71	93.00	101.78	956.30	963.57	963.55
2 Expenses						
(a) Cost of materials consumed	-	-	-	-	-	-
(b) Purchases of stock-in-trade	1,075.46	88.60	2.91	1,658.77	508.63	508.63
(c) Changes in inventories of finished goods, work-in-progress and stock-in-trade	-927.47	-24.87	11.99	-952.34	166.02	166.02
(d) Employee benefits expense	18.96	-	11.99	32.11	34.51	34.51
(e) Depreciation and amortisation expense	-	-	-	-	-	-
(f) Other expenses (Any item exceeding 10% of the total expenses relating to continuing operations to be shown separately)	24.21	4.83	41.96	58.19	104.23	101.01
Total Expenses	191.16	68.56	68.85	796.73	813.39	810.17
3 Profit / (Loss) from operations before other income, finance costs and exceptional items (1-2)	103.55	24.44	32.93	159.57	150.18	153.38
4 Other income	-	-	-	-	-	-
5 Profit / (Loss) from ordinary activities before finance costs and exceptional items (3 ± 4)	103.55	24.44	32.93	159.57	150.18	153.38
6 Finance costs	-	-	-	-	-	-
7 Profit / (Loss) from ordinary activities after finance costs but before exceptional items (5 ± 6)	103.55	24.44	32.93	159.57	150.18	153.38
8 Exceptional items	-	-	-	-	-	-
9 Profit / (Loss) from ordinary activities before tax (7 ± 8)	103.55	24.44	32.93	159.57	150.18	153.38
10 Tax expense	-	-	-	-	-	26.00





KGN ENTERPRISES LTD.


Manufacturers & Global Exporters of
All Grades of Castor Oil and Derivatives

Mfg. Unit: Block No.315, 316/1, 318, Kheda - Dholka Highway, Village Haryala, Dist. Kheda, Gujarat - 387 411 - INDIA
Ph: +91 - 2694 - 224461, 291042/43 | Fax: 91 - 2694 - 224460 | E-mail: info@kgnenterprises.com | Website: www.kgnenterprises.com

11	Net Profit / (Loss) from ordinary activities after tax (9 ± 10)	103.55	24.44	32.93	159.57	150.18	127.38
12	Extraordinary items (net of tax expense — Lakhs)	-	-	-	-	-	-
13	Net Profit / (Loss) for the period (11 ± 12)	103.55	24.44	32.93	159.57	150.18	127.38
14	Share of profit / (loss) of associates*						
15	Minority interest*						
16	Net Profit / (Loss) after taxes, minority interest and share of profit / (Loss) of associates (13 ± 14 ± 15) *	103.55	24.44	32.93	159.57	150.18	127.38
17	Paid-up equity share capital (Face Value of the Share shall be indicated)	2,047.00	2,047.00	2,047.00	2,047.00	2,047.00	2,047.00
18	Reserve excluding Revaluation Reserves as per balance sheet of previous accounting year	2,005.21	1,845.63	1,845.63	2,005.21	1,845.63	1,845.63
19.i	Earning per share (before extraordinary items) (of ₹ ___/-each) (not annualised): (a) Basic (b) Diluted	0.51	0.12	0.16	0.78	0.73	0.62
19.ii	Earning per share (after extraordinary items) (of ₹ ___/-each) (not annualised): (a) Basic (b) Diluted	0.51	0.12	0.16	0.78	0.73	0.62
See accompanying note to the financial results							

* Applicable in the case of consolidated results

Note: The classification / disclosure of items in the financial results shall be in accordance with the Revised Schedule VI of the companies Act, 1956.






KGN ENTERPRISES LTD.

Manufacturers & Global Exporters of
All Grades of Castor Oil and Derivatives

Mfg. Unit: Block No.315, 316/1, 318, Kheda - Dholka Highway, Village Hariyala, Dist. Kheda, Gujarat - 387 411 - INDIA
Ph: +91 - 2694 - 224461, 291042/43 | Fax: 91 - 2694 - 224460 | E-mail: info@kgnenterprises.com | Website: www.kgnenterprises.com

PART II							
Select information for the Quarter Ended 31/03/2012							
	Particulars	3 months ended (31/03/2012)	Preceding 3 months ended (31/12/2011)	Corresponding 3 months ended (31/03/2011) in the previous year	Year to date figures for current period ended (31/03/2012)	Year to date figures for Previous year ended (31/03/2011)	Previous year ended (31/03/2011)
A	PARTICULARS OF SHAREHOLDING						
1	Public shareholding						
	- Number of shares	95,56,859.00	93,18,200.00	93,18,200.00	95,56,859.00	93,18,200.00	93,18,200.00
	- Percentage of shareholding	46.69	45.52	45.52	46.69	45.52	45.52
2	Promoter and Promoter Group Shareholding**						
	a) Pledged / Encumbered						
	- Number of shares	-	-	-	-	-	-
	- Percentage of shares (as a % of the total shareholding of promoter and promoter group)	-	-	-	-	-	-
	- Percentage of shares (as a % of the total share capital of the company)	-	-	-	-	-	-
	b) Non - encumbered						
	- Number of shares	1,09,13,141.00	1,11,51,800.00	1,11,51,800.00	1,09,13,141.00	1,11,51,800.00	1,11,51,800.00
	- Percentage of shares (as a % of the total shareholding of promoter and promoter group)	100.00	100.00	100.00	100.00	100.00	100.00
	- Percentage of shares (as a % of the total share capital of the company)	53.31	54.48	54.48	53.31	54.48	54.48

Particulars	
B	INVESTOR COMPLAINTS
	Pending at the beginning of the quarter
	Received during the quarter
	Disposed of during the quarter
	Remaining unresolved at the end of the quarter





KGN ENTERPRISES LTD.

Manufacturers & Global Exporters of
All Grades of Castor Oil and Derivatives

Mfg. Unit: Block No.315, 316/1, 318, Kheda - Dholka Highway, Village Hariyala, Dist. Kheda, Gujarat - 387 411 - INDIA
Ph: +91 - 2694 - 224461, 291042/43 | Fax: 91 - 2694 - 224460 | E-mail: info@kgnenterprises.com | Website: www.kgnenterprises.com

2. Annexure-IX of Clause 41 shall be substituted with the following, viz.,

clause 41 of the Listing Agreement For Companies (Other than Banks)		(Rs. in Lakhs)	
Standalone Statement of Assets and Liabilities		As at (current year end) (31/03/2012)	As at (Previous year end) (31/03/2011)
Particulars			
A EQUITY AND LIABILITIES			
1 Shareholders' Funds			
(a) Share capital		2,097.00	2,097.00
(b) Reserves and surplus		2,005.21	1,845.64
(c) Money received against share warrants		-	-
		4,102.21	3,942.64
2 Share application money pending allotment		-	-
3 Minority interest*		-	-
4 Non-current liabilities			
(a) Long-term borrowings		3,367.67	2,086.08
(b) Deferred tax liabilities (net)		32.18	32.18
(c) Other current liabilities		-	-
(d) Long-term provisions		79.29	79.29
		3,479.14	2,197.55
5 Currents Liabilities			
(a) Short-term borrowings		-	-
(b) Trade payables		89.57	-
(c) Other current liabilities		1.13	10.44
(d) Short-term provision		7.77	-
		98.47	10.44
		7,679.82	6,150.63
B			
1 Non-current assets			
(a) Fixed assets		5,569.83	5,443.53
(b) Goodwill on consolidation*		-	-
(C) Non-current investments		16.55	16.55
(d) Deferred tax assets (Net)		-	-
(e) Long-term loans and advances		747.42	553.28
(f) Other non-current assets		-	-
		6,333.80	6,013.36
2 Current assets			
(a) Currents investments		-	-
(b) Inventories		967.13	14.80
(C) Trade receivables		283.42	-
(d) Cash and cash equivalents		34.40	122.47
(e) Short-term loans and advances		-	-
(f) Other current assets		-	-
(g) Preliminary Expenses		61.07	-
Less: Current Liabilities & Provision		1,346.02	137.27
		7,679.82	6,150.63

Figures for the quarter ended March, 31 2011 and March 31, 2012 are in accordance with the recent amendment to listing agreement(s), the balancing figures between the audited figures for the full financial year ended March 31, 2011 and March 31, 2012 and the published year to date figures to the third quarter of the respective financial year figure would need to be interpreted/ analysed accordingly.

* Applicable in the case of consolidated statement of assets and liabilities.

FOR: KGN ENTERPRISES LIMITED

(Signature)
(Abdul J. Hirani)
Managing Director



Regd. Office: 23, Vaswani Mansion, 4th Floor, Dinshaw, Vaccha Road, Opp. K. C. College, Church Gate, Mumbai - 400 02
Tel: +91 - 22 - 66541101 | Fax: +91 - 22 - 66541111